

Scaled data based on original data using  
LM-79-08 Approved Method: Electrical and Photometric Measurements of Solid-  
State Lighting Products

Test Report Prepared for  
Cooper Lighting Solutions  
(formerly Eaton)

Brand: McGRAW-EDISON

Report Number: P227457

Luminaire Tested: **ISW-AF-1200-LED-E1-RW-7060**

Issue Date: 3/3/2020

**Test Information**

Test Method: LM-79-08  
Report Number: P227457  
TEST IS SCALED FROM IESNA LM-79-08 TEST DATA (P29767)  
Test Lab: INNOVATION CENTER-P2  
Issue Date: 3/3/2020  
Manufacturer: COOPER LIGHTING SOLUTIONS (FORMERLY EATON)  
Product Line: MCGRAW-EDISON  
Catalog Number: ISW-AF-1200-LED-E1-RW-7060  
Description: IMPACT ELITE LED WEDGE LUMINAIRE  
LIGHT SQUARE WITH ACCULED OPTICS-RECTANGULAR WIDE TYPE I  
Light Source: (16) 5700K CCT, 70 CRI LEDs  
Ballast/Driver: ELECTRONIC DRIVER

**Summary**

Lumens per Lamp: N/A  
Luminaire Lumens: 6798 lumens  
Efficiency: N/A  
Efficacy: 103.0 lumens/watt  
Luminous Opening: Rectangular (W 0.5' x L: 0.5' x H: 0')  
IES Classification: Type II - Medium - Cutoff  
BUG Rating: B3 - U1 - G3

Input Watts (W): 66  
Input Voltage (V): 120  
Input Current (Ain): NR  
Voltage Rise (V): NR  
Power Factor: NR  
Total Harmonic Distortion (THDi): NR  
Frequency (hertz): 60  
Stabilization Time: NR  
Operation Time: NR  
Ambient Temperature (°C): NR  
Test Distance: 25 FT

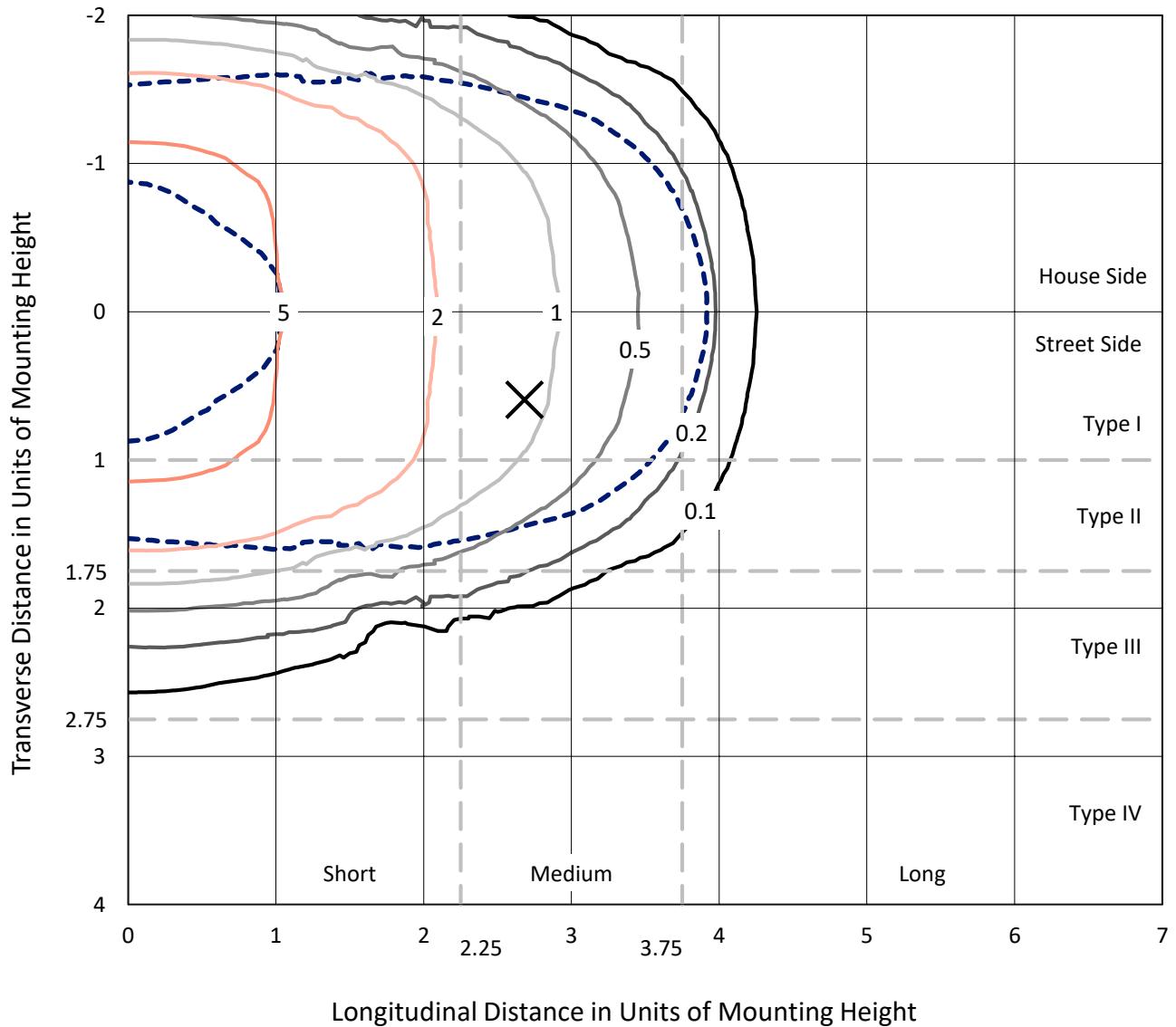


REPORT NUMBER: P227457

CATALOG NUMBER: ISW-AF-1200-LED-E1-RW-7060

### Iso-Footcandle Lines of Horizontal Illumination

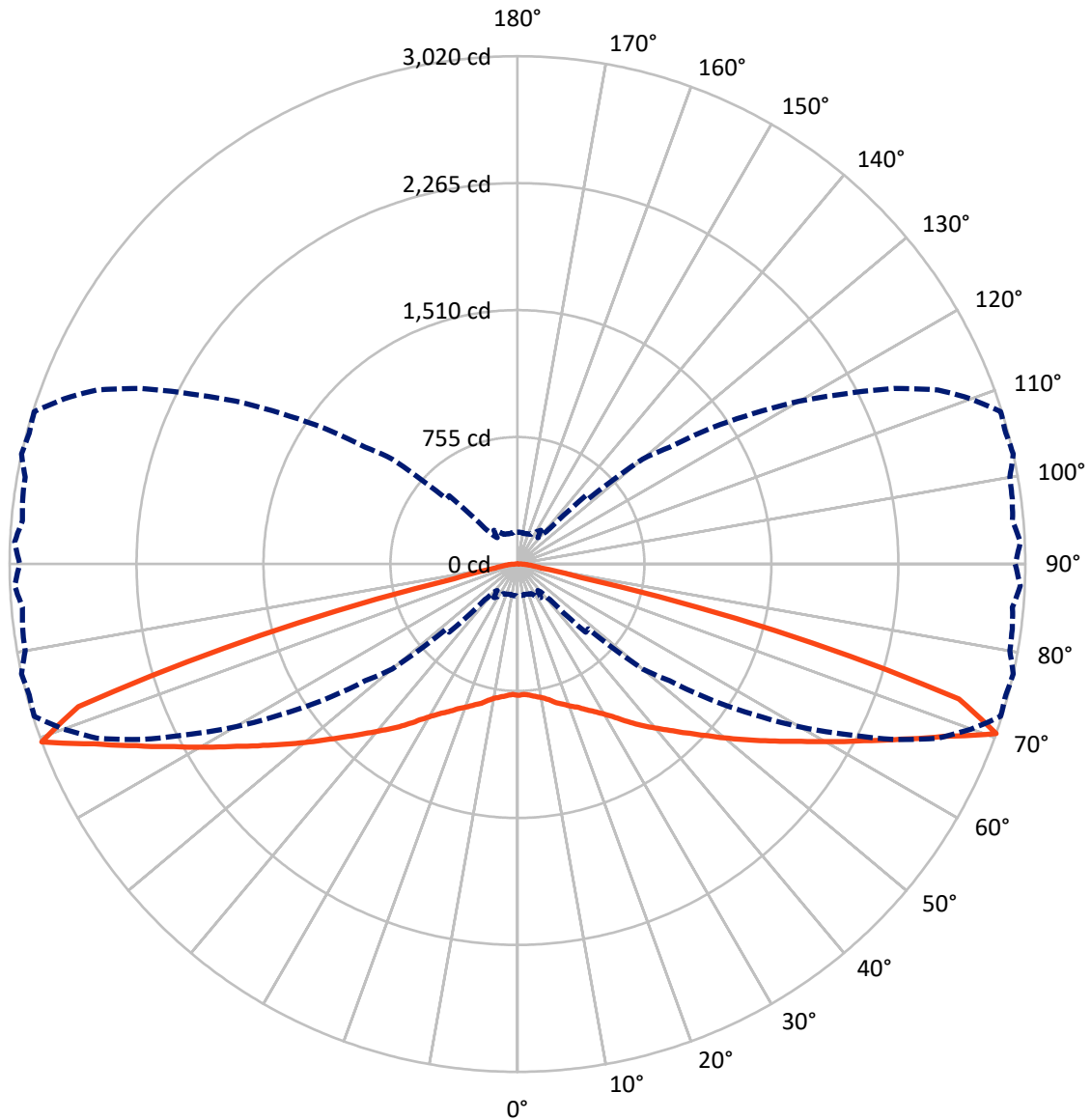
× Max cd  
 - - - 1/2 Max cd



Based on 10 foot mounting height. Maximum calculated value = 8.1 fc  
 Type II - Medium - Cutoff

REPORT NUMBER: P227457  
CATALOG NUMBER: ISW-AF-1200-LED-E1-RW-7060

### Luminous Intensity Polar Plot



— Vertical Plane Through 77.5-Deg Lateral    - - - Horizontal Cone Through 70-Deg Vertical

REPORT NUMBER: P227457

CATALOG NUMBER: ISW-AF-1200-LED-E1-RW-7060

**FLUX DISTRIBUTION:**

		Downward	Upward	Total
<b>House Side</b>	Lumens	3398.5	0.5	3399.0
	% Fixture	50.0	0.0	50.0
<b>Street Side</b>	Lumens	3398.5	0.5	3399.0
	% Fixture	50.0	0.0	50.0
<b>Total</b>	Lumens	6797.0	1.1	6798.0
	% Fixture	100.0	0.0	100.0

**Coefficient of Utilization**

**ZONAL LUMENS:**

Zone	Lumens	% Fixture
0°-10°	75.5	1.1
10°-20°	236.0	3.5
20°-30°	443.0	6.5
30°-40°	774.2	11.4
40°-50°	1262.1	18.6
50°-60°	1727.1	25.4
60°-70°	1588.8	23.4
70°-80°	621.1	9.1
80°-90°	69.1	1.0
90°-100°	1.1	0.0
100°-110°	0.0	0.0
110°-120°	0.0	0.0
120°-130°	0.0	0.0
130°-140°	0.0	0.0
140°-150°	0.0	0.0
150°-160°	0.0	0.0
160°-170°	0.0	0.0
170°-180°	0.0	0.0
0°-90°	6797.0	100.0
0°-180°	6798.0	100.0



REPORT NUMBER: P227457

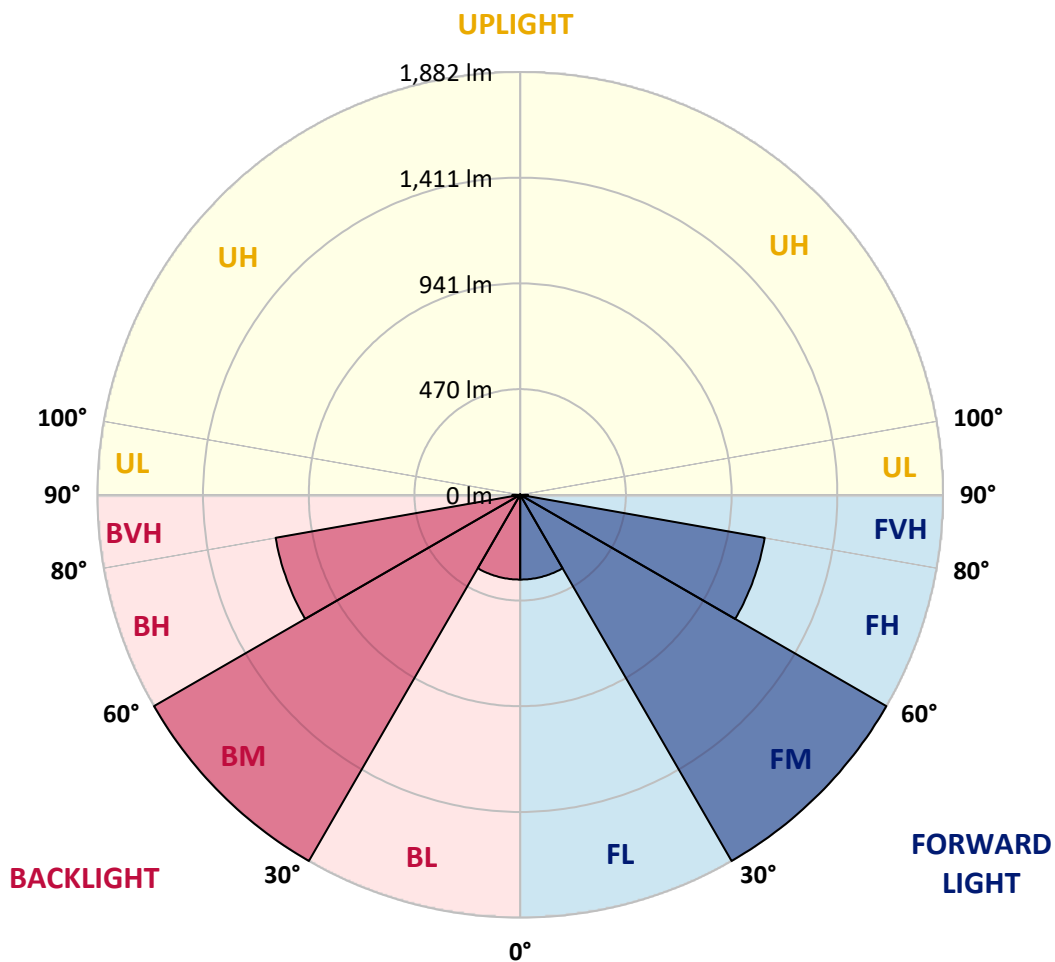
CATALOG NUMBER: ISW-AF-1200-LED-E1-RW-7060

**LUMINAIRE CLASSIFICATION SYSTEM LUMEN TABLE AND BUG RATING:**

Zone		Lumens	% Fixture	Zone Rating/Lumen Limit		
				B	U	G
FL	(0°-30°)	377.3	5.5			
FM	(30°-60°)	1881.7	27.7			
FH	(60°-80°)	1104.9	16.3			G1/1800
FVH	(80°-90°)	34.6	0.5			G1/100
BL	(0°-30°)	377.3	5.5	B1/500		
BM	(30°-60°)	1881.7	27.7	B2/2500		
BH	(60°-80°)	1104.9	16.3	B3/2500		G3/2500
BVH	(80°-90°)	34.6	0.5			G1/100
UL	(90°-100°)	1.1	0.0		U1/10	
UH	(100°-180°)	0.5	0.0		U1/10	

**BUG Rating: B3-U1-G3**

Type II Medium





REPORT NUMBER: P227457

CATALOG NUMBER: ISW-AF-1200-LED-E1-RW-7060

**CANDELA DISTRIBUTION (FULL):**

	0°	5°	15°	25°	35°	37.5°	40°	42.5°	45°	47.5°	50°
0°	780.9	780.9	780.9	780.9	780.9	780.9	780.9	780.9	780.9	780.9	780.9
2.5°	777.9	776.9	776.9	777.9	779.9	780.9	778.9	779.9	779.9	778.9	781.9
5°	779.9	778.9	779.9	781.9	784.9	787.9	786.9	786.9	787.9	785.9	790.9
7.5°	777.9	776.9	778.9	783.9	790.9	794.9	794.9	794.9	796.9	795.9	801.9
10°	768.9	767.9	772.9	781.9	794.9	797.9	800.9	801.9	807.9	807.9	813.9
12.5°	760.9	761.9	768.9	782.9	803.9	804.9	808.9	812.9	820.9	816.9	827.9
15°	763.9	765.9	774.9	791.9	819.9	818.9	821.9	825.9	838.9	829.9	847.9
17.5°	778.9	781.9	791.9	811.9	840.9	835.9	839.9	845.9	862.9	851.9	872.9
20°	802.9	806.9	817.9	839.9	866.9	861.9	865.9	872.9	892.9	881.9	902.9
22.5°	834.9	838.9	850.9	875.9	904.9	898.9	902.9	908.9	930.9	913.9	939.9
25°	877.9	881.9	894.9	920.9	953.9	946.9	948.9	952.9	975.9	955.9	980.9
27.5°	937.9	941.9	952.9	977.9	1009.9	1003.9	1005.9	1009.9	1033.9	1013.9	1035.9
30°	1013.9	1017.9	1027.9	1052.9	1079.9	1072.9	1075.9	1078.9	1100.9	1080.9	1098.9
32.5°	1103.9	1102.9	1117.9	1143.9	1167.9	1154.9	1154.9	1154.9	1175.9	1155.9	1169.9
35°	1209.9	1209.9	1224.9	1249.9	1271.9	1256.9	1249.9	1245.9	1268.9	1243.9	1253.9
37.5°	1325.9	1320.9	1343.9	1366.9	1387.9	1368.9	1362.9	1357.9	1374.9	1346.9	1351.9
40°	1448.8	1444.8	1469.8	1495.8	1509.8	1484.8	1479.8	1473.8	1491.8	1464.8	1463.8
42.5°	1560.8	1557.8	1589.8	1619.8	1636.8	1604.8	1597.8	1591.8	1611.8	1584.8	1578.8
45°	1655.8	1654.8	1691.8	1732.8	1762.8	1728.8	1723.8	1713.8	1733.8	1700.8	1697.8
47.5°	1729.8	1725.8	1770.8	1830.8	1878.8	1843.8	1842.8	1835.8	1856.8	1820.8	1816.8
50°	1779.8	1782.8	1831.8	1901.8	1979.8	1946.8	1949.8	1946.8	1977.8	1941.8	1946.8
52.5°	1788.8	1794.8	1857.8	1949.8	2058.8	2018.8	2041.8	2050.8	2089.8	2058.8	2068.8
55°	1681.8	1698.8	1794.8	1954.8	2107.8	2082.8	2111.8	2137.8	2192.8	2166.8	2184.8
57.5°	1442.8	1477.8	1588.8	1820.8	2101.8	2115.8	2174.8	2214.8	2281.8	2258.8	2300.8
60°	1114.9	1138.9	1261.9	1532.8	1909.8	1928.8	2035.8	2162.8	2316.8	2348.7	2414.7
62.5°	729.9	743.9	863.9	1138.9	1578.8	1584.8	1717.8	1882.8	2149.8	2219.8	2404.7
65°	362.0	381.0	445.0	655.9	1105.9	1097.9	1243.9	1436.8	1782.8	1859.8	2160.8
67.5°	226.0	229.0	242.0	304.0	553.9	491.9	611.9	813.9	1232.9	1301.9	1683.8
70°	190.0	189.0	186.0	195.0	244.0	198.0	219.0	286.0	573.9	570.9	970.9
72.5°	175.0	172.0	164.0	163.0	170.0	156.0	158.0	162.0	230.0	193.0	374.0
75°	161.0	155.0	145.0	142.0	142.0	131.0	131.0	132.0	149.0	140.0	170.0
77.5°	144.0	137.0	127.0	123.0	119.0	107.0	106.0	107.0	120.0	112.0	127.0
80°	124.0	117.0	110.0	104.0	98.0	87.0	84.0	84.0	95.0	87.0	99.0
82.5°	108.0	99.0	97.0	87.0	78.0	68.0	65.0	60.0	70.0	61.0	74.0
85°	80.0	73.0	92.0	77.0	62.0	55.0	44.0	37.0	44.0	36.0	47.0
87.5°	46.0	43.0	81.0	61.0	55.0	59.0	36.0	26.0	25.0	22.0	26.0
90°	9.0	10.0	13.0	9.0	12.0	6.0	3.0	3.0	6.0	4.0	7.0
92.5°	0.0	0.0	0.0	0.0	0.0	0.0	0.0	0.0	0.0	0.0	0.0
95°	0.0	0.0	0.0	0.0	0.0	0.0	0.0	0.0	0.0	0.0	0.0
97.5°	0.0	0.0	0.0	0.0	0.0	0.0	0.0	0.0	0.0	0.0	0.0
100°	0.0	0.0	0.0	0.0	0.0	0.0	0.0	0.0	0.0	0.0	0.0
102.5°	0.0	0.0	0.0	0.0	0.0	0.0	0.0	0.0	0.0	0.0	0.0
105°	0.0	0.0	0.0	0.0	0.0	0.0	0.0	0.0	0.0	0.0	0.0
107.5°	0.0	0.0	0.0	0.0	0.0	0.0	0.0	0.0	0.0	0.0	0.0
110°	0.0	0.0	0.0	0.0	0.0	0.0	0.0	0.0	0.0	0.0	0.0



REPORT NUMBER: P227457

CATALOG NUMBER: ISW-AF-1200-LED-E1-RW-7060

**CANDELA DISTRIBUTION (continued):**

	0°	5°	15°	25°	35°	37.5°	40°	42.5°	45°	47.5°	50°
112.5°	0.0	0.0	0.0	0.0	0.0	0.0	0.0	0.0	0.0	0.0	0.0
115°	0.0	0.0	0.0	0.0	0.0	0.0	0.0	0.0	0.0	0.0	0.0
117.5°	0.0	0.0	0.0	0.0	0.0	0.0	0.0	0.0	0.0	0.0	0.0
120°	0.0	0.0	0.0	0.0	0.0	0.0	0.0	0.0	0.0	0.0	0.0
122.5°	0.0	0.0	0.0	0.0	0.0	0.0	0.0	0.0	0.0	0.0	0.0
125°	0.0	0.0	0.0	0.0	0.0	0.0	0.0	0.0	0.0	0.0	0.0
127.5°	0.0	0.0	0.0	0.0	0.0	0.0	0.0	0.0	0.0	0.0	0.0
130°	0.0	0.0	0.0	0.0	0.0	0.0	0.0	0.0	0.0	0.0	0.0
132.5°	0.0	0.0	0.0	0.0	0.0	0.0	0.0	0.0	0.0	0.0	0.0
135°	0.0	0.0	0.0	0.0	0.0	0.0	0.0	0.0	0.0	0.0	0.0
137.5°	0.0	0.0	0.0	0.0	0.0	0.0	0.0	0.0	0.0	0.0	0.0
140°	0.0	0.0	0.0	0.0	0.0	0.0	0.0	0.0	0.0	0.0	0.0
142.5°	0.0	0.0	0.0	0.0	0.0	0.0	0.0	0.0	0.0	0.0	0.0
145°	0.0	0.0	0.0	0.0	0.0	0.0	0.0	0.0	0.0	0.0	0.0
147.5°	0.0	0.0	0.0	0.0	0.0	0.0	0.0	0.0	0.0	0.0	0.0
150°	0.0	0.0	0.0	0.0	0.0	0.0	0.0	0.0	0.0	0.0	0.0
152.5°	0.0	0.0	0.0	0.0	0.0	0.0	0.0	0.0	0.0	0.0	0.0
155°	0.0	0.0	0.0	0.0	0.0	0.0	0.0	0.0	0.0	0.0	0.0
157.5°	0.0	0.0	0.0	0.0	0.0	0.0	0.0	0.0	0.0	0.0	0.0
160°	0.0	0.0	0.0	0.0	0.0	0.0	0.0	0.0	0.0	0.0	0.0
162.5°	0.0	0.0	0.0	0.0	0.0	0.0	0.0	0.0	0.0	0.0	0.0
165°	0.0	0.0	0.0	0.0	0.0	0.0	0.0	0.0	0.0	0.0	0.0
167.5°	0.0	0.0	0.0	0.0	0.0	0.0	0.0	0.0	0.0	0.0	0.0
170°	0.0	0.0	0.0	0.0	0.0	0.0	0.0	0.0	0.0	0.0	0.0
172.5°	0.0	0.0	0.0	0.0	0.0	0.0	0.0	0.0	0.0	0.0	0.0
175°	0.0	0.0	0.0	0.0	0.0	0.0	0.0	0.0	0.0	0.0	0.0
177.5°	0.0	0.0	0.0	0.0	0.0	0.0	0.0	0.0	0.0	0.0	0.0
180°	0.0	0.0	0.0	0.0	0.0	0.0	0.0	0.0	0.0	0.0	0.0





REPORT NUMBER: P227457

CATALOG NUMBER: ISW-AF-1200-LED-E1-RW-7060

**CANDELA DISTRIBUTION (continued):**

	52.5°	55°	57.5°	60°	62.5°	65°	67.5°	70°	72.5°	75°	77.5°
0°	780.9	780.9	780.9	780.9	780.9	780.9	780.9	780.9	780.9	780.9	780.9
2.5°	778.9	781.9	777.9	781.9	774.9	780.9	775.9	781.9	776.9	781.9	775.9
5°	783.9	791.9	782.9	793.9	780.9	793.9	782.9	794.9	784.9	794.9	783.9
7.5°	791.9	805.9	793.9	807.9	791.9	809.9	794.9	811.9	796.9	812.9	795.9
10°	801.9	819.9	803.9	821.9	802.9	823.9	804.9	826.9	806.9	828.9	807.9
12.5°	810.9	833.9	815.9	839.9	818.9	843.9	821.9	849.9	825.9	854.9	827.9
15°	827.9	857.9	834.9	863.9	839.9	868.9	844.9	876.9	849.9	882.9	854.9
17.5°	849.9	882.9	858.9	887.9	861.9	893.9	867.9	899.9	872.9	906.9	875.9
20°	879.9	912.9	887.9	915.9	890.9	919.9	893.9	922.9	899.9	928.9	901.9
22.5°	913.9	944.9	917.9	945.9	917.9	944.9	919.9	945.9	922.9	949.9	925.9
25°	954.9	983.9	956.9	980.9	952.9	976.9	952.9	976.9	955.9	978.9	960.9
27.5°	1011.9	1033.9	1005.9	1026.9	996.9	1017.9	992.9	1013.9	993.9	1013.9	995.9
30°	1075.9	1095.9	1063.9	1080.9	1047.9	1063.9	1036.9	1054.9	1033.9	1052.9	1038.9
32.5°	1145.9	1161.9	1129.9	1143.9	1109.9	1123.9	1094.9	1106.9	1088.9	1100.9	1091.9
35°	1223.9	1239.9	1206.9	1219.9	1185.9	1197.9	1168.9	1174.9	1156.9	1164.9	1156.9
37.5°	1316.9	1330.9	1292.9	1304.9	1267.9	1282.9	1247.9	1253.9	1231.9	1236.9	1220.9
40°	1416.8	1431.8	1386.9	1398.9	1352.9	1369.9	1330.9	1334.9	1304.9	1309.9	1284.9
42.5°	1524.8	1538.8	1482.8	1492.8	1438.8	1456.8	1410.8	1418.8	1382.9	1387.9	1355.9
45°	1643.8	1651.8	1589.8	1596.8	1531.8	1549.8	1491.8	1506.8	1463.8	1473.8	1436.8
47.5°	1754.8	1770.8	1702.8	1708.8	1638.8	1649.8	1582.8	1602.8	1556.8	1571.8	1526.8
50°	1881.8	1893.8	1828.8	1829.8	1761.8	1765.8	1690.8	1710.8	1660.8	1676.8	1628.8
52.5°	2011.8	2019.8	1949.8	1956.8	1889.8	1896.8	1821.8	1829.8	1771.8	1785.8	1738.8
55°	2137.8	2139.8	2081.8	2079.8	2016.8	2029.8	1946.8	1964.8	1895.8	1910.8	1857.8
57.5°	2263.8	2270.8	2216.8	2218.8	2155.8	2164.8	2089.8	2102.8	2037.8	2055.8	1989.8
60°	2396.7	2418.7	2365.7	2372.7	2312.8	2330.8	2239.8	2256.8	2185.8	2214.8	2143.8
62.5°	2481.7	2563.7	2553.7	2564.7	2507.7	2516.7	2422.7	2449.7	2364.7	2385.7	2312.8
65°	2319.8	2520.7	2622.7	2734.7	2737.7	2766.7	2675.7	2685.7	2600.7	2595.7	2509.7
67.5°	1890.8	2138.8	2310.8	2540.7	2701.7	2856.7	2912.7	2926.7	2880.7	2831.7	2734.7
70°	1140.9	1411.8	1664.8	1935.8	2189.8	2468.7	2705.7	2869.7	3012.7	3005.7	3019.7
72.5°	451.0	675.9	844.9	1098.9	1350.9	1659.8	1921.8	2152.8	2398.7	2549.7	2745.7
75°	178.0	235.0	275.0	417.0	536.9	766.9	997.9	1122.9	1315.9	1447.8	1583.8
77.5°	128.0	140.0	142.0	165.0	174.0	241.0	282.0	325.0	366.0	392.0	387.0
80°	99.0	107.0	107.0	117.0	116.0	129.0	126.0	138.0	137.0	147.0	140.0
82.5°	74.0	79.0	79.0	87.0	87.0	95.0	93.0	101.0	98.0	105.0	98.0
85°	48.0	53.0	53.0	57.0	55.0	63.0	62.0	68.0	65.0	68.0	63.0
87.5°	27.0	30.0	31.0	34.0	31.0	37.0	36.0	39.0	36.0	39.0	37.0
90°	4.0	6.0	4.0	6.0	3.0	9.0	5.0	10.0	3.0	12.0	5.0
92.5°	0.0	0.0	0.0	0.0	0.0	0.0	0.0	0.0	0.0	0.0	0.0
95°	0.0	0.0	0.0	0.0	0.0	0.0	0.0	0.0	0.0	0.0	0.0
97.5°	0.0	0.0	0.0	0.0	0.0	0.0	0.0	0.0	0.0	0.0	0.0
100°	0.0	0.0	0.0	0.0	0.0	0.0	0.0	0.0	0.0	0.0	0.0
102.5°	0.0	0.0	0.0	0.0	0.0	0.0	0.0	0.0	0.0	0.0	0.0
105°	0.0	0.0	0.0	0.0	0.0	0.0	0.0	0.0	0.0	0.0	0.0
107.5°	0.0	0.0	0.0	0.0	0.0	0.0	0.0	0.0	0.0	0.0	0.0
110°	0.0	0.0	0.0	0.0	0.0	0.0	0.0	0.0	0.0	0.0	0.0



REPORT NUMBER: P227457

CATALOG NUMBER: ISW-AF-1200-LED-E1-RW-7060

**CANDELA DISTRIBUTION (continued):**

	52.5°	55°	57.5°	60°	62.5°	65°	67.5°	70°	72.5°	75°	77.5°
112.5°	0.0	0.0	0.0	0.0	0.0	0.0	0.0	0.0	0.0	0.0	0.0
115°	0.0	0.0	0.0	0.0	0.0	0.0	0.0	0.0	0.0	0.0	0.0
117.5°	0.0	0.0	0.0	0.0	0.0	0.0	0.0	0.0	0.0	0.0	0.0
120°	0.0	0.0	0.0	0.0	0.0	0.0	0.0	0.0	0.0	0.0	0.0
122.5°	0.0	0.0	0.0	0.0	0.0	0.0	0.0	0.0	0.0	0.0	0.0
125°	0.0	0.0	0.0	0.0	0.0	0.0	0.0	0.0	0.0	0.0	0.0
127.5°	0.0	0.0	0.0	0.0	0.0	0.0	0.0	0.0	0.0	0.0	0.0
130°	0.0	0.0	0.0	0.0	0.0	0.0	0.0	0.0	0.0	0.0	0.0
132.5°	0.0	0.0	0.0	0.0	0.0	0.0	0.0	0.0	0.0	0.0	0.0
135°	0.0	0.0	0.0	0.0	0.0	0.0	0.0	0.0	0.0	0.0	0.0
137.5°	0.0	0.0	0.0	0.0	0.0	0.0	0.0	0.0	0.0	0.0	0.0
140°	0.0	0.0	0.0	0.0	0.0	0.0	0.0	0.0	0.0	0.0	0.0
142.5°	0.0	0.0	0.0	0.0	0.0	0.0	0.0	0.0	0.0	0.0	0.0
145°	0.0	0.0	0.0	0.0	0.0	0.0	0.0	0.0	0.0	0.0	0.0
147.5°	0.0	0.0	0.0	0.0	0.0	0.0	0.0	0.0	0.0	0.0	0.0
150°	0.0	0.0	0.0	0.0	0.0	0.0	0.0	0.0	0.0	0.0	0.0
152.5°	0.0	0.0	0.0	0.0	0.0	0.0	0.0	0.0	0.0	0.0	0.0
155°	0.0	0.0	0.0	0.0	0.0	0.0	0.0	0.0	0.0	0.0	0.0
157.5°	0.0	0.0	0.0	0.0	0.0	0.0	0.0	0.0	0.0	0.0	0.0
160°	0.0	0.0	0.0	0.0	0.0	0.0	0.0	0.0	0.0	0.0	0.0
162.5°	0.0	0.0	0.0	0.0	0.0	0.0	0.0	0.0	0.0	0.0	0.0
165°	0.0	0.0	0.0	0.0	0.0	0.0	0.0	0.0	0.0	0.0	0.0
167.5°	0.0	0.0	0.0	0.0	0.0	0.0	0.0	0.0	0.0	0.0	0.0
170°	0.0	0.0	0.0	0.0	0.0	0.0	0.0	0.0	0.0	0.0	0.0
172.5°	0.0	0.0	0.0	0.0	0.0	0.0	0.0	0.0	0.0	0.0	0.0
175°	0.0	0.0	0.0	0.0	0.0	0.0	0.0	0.0	0.0	0.0	0.0
177.5°	0.0	0.0	0.0	0.0	0.0	0.0	0.0	0.0	0.0	0.0	0.0
180°	0.0	0.0	0.0	0.0	0.0	0.0	0.0	0.0	0.0	0.0	0.0



REPORT NUMBER: P227457

CATALOG NUMBER: ISW-AF-1200-LED-E1-RW-7060

**CANDELA DISTRIBUTION (continued):**

	80°	82.5°	85°	87.5°	90°
0°	780.9	780.9	780.9	780.9	780.9
2.5°	780.9	778.9	782.9	776.9	781.9
5°	794.9	785.9	796.9	785.9	795.9
7.5°	813.9	798.9	814.9	798.9	814.9
10°	831.9	806.9	832.9	808.9	833.9
12.5°	858.9	828.9	862.9	829.9	862.9
15°	888.9	854.9	892.9	855.9	894.9
17.5°	912.9	879.9	916.9	879.9	917.9
20°	932.9	906.9	937.9	906.9	940.9
22.5°	955.9	936.9	961.9	936.9	967.9
25°	985.9	972.9	992.9	974.9	996.9
27.5°	1020.9	1011.9	1027.9	1014.9	1031.9
30°	1061.9	1058.9	1066.9	1060.9	1070.9
32.5°	1107.9	1114.9	1114.9	1114.9	1118.9
35°	1174.9	1180.9	1180.9	1182.9	1183.9
37.5°	1238.9	1248.9	1247.9	1250.9	1250.9
40°	1305.9	1318.9	1318.9	1318.9	1320.9
42.5°	1379.9	1393.9	1395.9	1389.9	1393.9
45°	1462.8	1467.8	1472.8	1469.8	1476.8
47.5°	1551.8	1556.8	1560.8	1556.8	1567.8
50°	1656.8	1655.8	1666.8	1655.8	1671.8
52.5°	1766.8	1775.8	1782.8	1771.8	1782.8
55°	1890.8	1887.8	1910.8	1895.8	1910.8
57.5°	2026.8	2026.8	2049.8	2035.8	2052.8
60°	2187.8	2174.8	2206.8	2183.8	2206.8
62.5°	2350.7	2327.8	2363.7	2343.8	2373.7
65°	2538.7	2505.7	2539.7	2513.7	2540.7
67.5°	2728.7	2690.7	2701.7	2688.7	2703.7
70°	2972.7	2967.7	2954.7	2992.7	2959.7
72.5°	2714.7	2772.7	2725.7	2816.7	2754.7
75°	1667.8	1774.8	1833.8	1926.8	1911.8
77.5°	395.0	351.0	387.0	347.0	391.0
80°	146.0	133.0	139.0	121.0	135.0
82.5°	100.0	87.0	84.0	67.0	72.0
85°	64.0	52.0	48.0	40.0	44.0
87.5°	38.0	29.0	27.0	23.0	24.0
90°	11.0	4.0	8.0	2.0	7.0
92.5°	0.0	0.0	0.0	0.0	0.0
95°	0.0	0.0	0.0	0.0	0.0
97.5°	0.0	0.0	0.0	0.0	0.0
100°	0.0	0.0	0.0	0.0	0.0
102.5°	0.0	0.0	0.0	0.0	0.0
105°	0.0	0.0	0.0	0.0	0.0
107.5°	0.0	0.0	0.0	0.0	0.0
110°	0.0	0.0	0.0	0.0	0.0



REPORT NUMBER: P227457

CATALOG NUMBER: ISW-AF-1200-LED-E1-RW-7060

**CANDELA DISTRIBUTION (continued):**

	80°	82.5°	85°	87.5°	90°
112.5°	0.0	0.0	0.0	0.0	0.0
115°	0.0	0.0	0.0	0.0	0.0
117.5°	0.0	0.0	0.0	0.0	0.0
120°	0.0	0.0	0.0	0.0	0.0
122.5°	0.0	0.0	0.0	0.0	0.0
125°	0.0	0.0	0.0	0.0	0.0
127.5°	0.0	0.0	0.0	0.0	0.0
130°	0.0	0.0	0.0	0.0	0.0
132.5°	0.0	0.0	0.0	0.0	0.0
135°	0.0	0.0	0.0	0.0	0.0
137.5°	0.0	0.0	0.0	0.0	0.0
140°	0.0	0.0	0.0	0.0	0.0
142.5°	0.0	0.0	0.0	0.0	0.0
145°	0.0	0.0	0.0	0.0	0.0
147.5°	0.0	0.0	0.0	0.0	0.0
150°	0.0	0.0	0.0	0.0	0.0
152.5°	0.0	0.0	0.0	0.0	0.0
155°	0.0	0.0	0.0	0.0	0.0
157.5°	0.0	0.0	0.0	0.0	0.0
160°	0.0	0.0	0.0	0.0	0.0
162.5°	0.0	0.0	0.0	0.0	0.0
165°	0.0	0.0	0.0	0.0	0.0
167.5°	0.0	0.0	0.0	0.0	0.0
170°	0.0	0.0	0.0	0.0	0.0
172.5°	0.0	0.0	0.0	0.0	0.0
175°	0.0	0.0	0.0	0.0	0.0
177.5°	0.0	0.0	0.0	0.0	0.0
180°	0.0	0.0	0.0	0.0	0.0

(END OF REPORT)